

Stage Objectives & Family Participation Activities


Phase ONE

Stage ONE

After-School Objectives

Your child is able to:

- 1) **Say hello** to you and other family members politely and in an appropriate manner.



- 2) **Tell** you what his or her Chinese name is.
- 3) **Ask for** your (and other family members') names.
- 4) **Invite** you (and other family members) to take a seat.
- 5) **Say thank you.**
- 6) **Say goodbye.**

Family Activities

- 1) **Review** Stage One Vocabulary PowerPoint with your child and repeat after the sound on each slide.
- 2) **Watch** Stage One Flash Dialogue together with your child and have your child follow along to the flash.
- 3) We encourage you to **watch** "Big-Headed Son, Small-Headed Dad" - Cartoon Clips for Stage One with your child.
- 4) You are also encouraged to **videotape** your child's performance and watch it together!


Optional Activity:



Establish Chinese contacts in your community and encourage your child to **exchange greetings and names** with your contacts. Also have your child **invite someone to take a seat**, etc.

Stage 1 – Worksheet 1

There is a new student in Wang Feifei's class. If you were Wang Feifei, how would you begin a conversation with this student in Chinese?




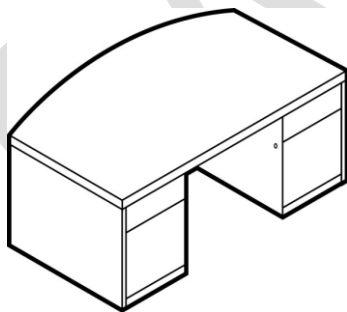

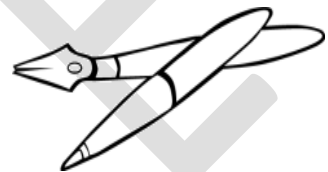
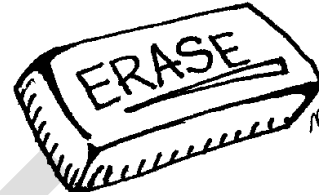


Student's Name:

Parent's Signature:

Date:

Stage 1 Worksheet 2

Use Chinese to identify these objects for your family or friends!



Student's Name:

Parent's Signature:

Date: